

REVISED	STATE	ROUTE	STATE PROJECT	SHEET NO
	VA.	607	0607-047-630 R201.C501	8D

DESIGN FEATURES RELATING TO CONSTRUCTION OR TO REGULATION AND CONTROL OF TRAFFIC MAY BE SUBJECT TO CHANGE AS DEEMED NECESSARY BY THE DEPARTMENT

Johnson, Mirman & Thompson  
 Richmond, Virginia  
 HYDRAULIC ENGINEER

Johnson, Mirman & Thompson  
 Richmond, Virginia  
 ROADWAY ENGINEER


# ENTRANCE PROFILES

PROFILE  
 HORIZ. SCALE 1"=25'  
 VERT. SCALE 1"=5'

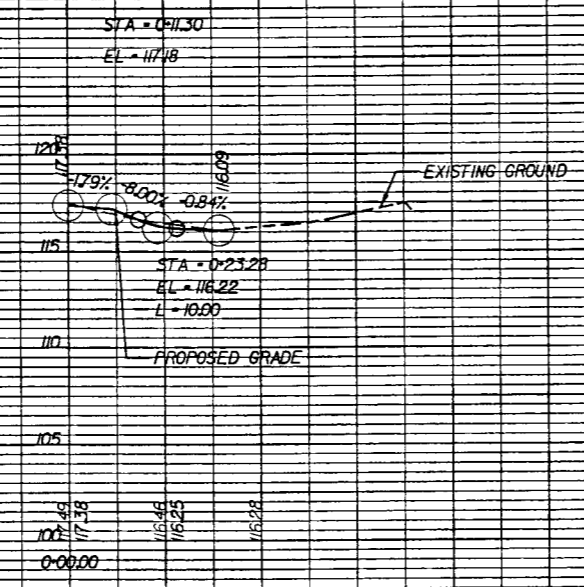
## RW PLANS

THESE PLANS ARE UNFINISHED AND UNAPPROVED AND ARE NOT TO BE USED FOR ANY TYPE OF CONSTRUCTION.

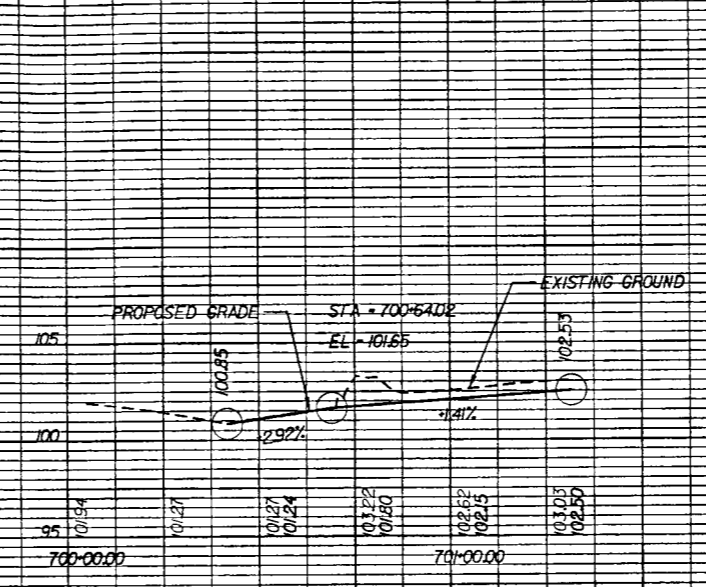
ENTR. 304+00.00 LT  
 CROAKER SOUTHBOUND



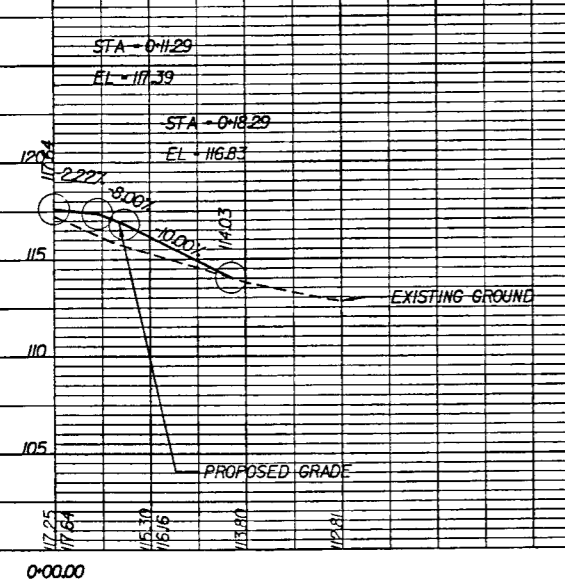
ENTR. 501+80.09 RT  
 ROSE LANE



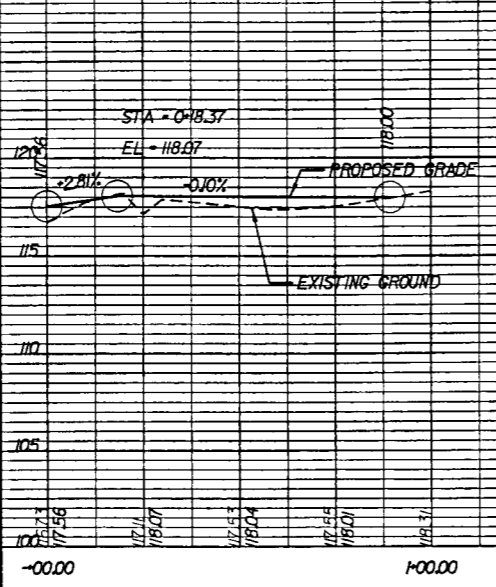
BANK DRIVEWAY  
 STA 203+31.35 NB CONSTR. BL



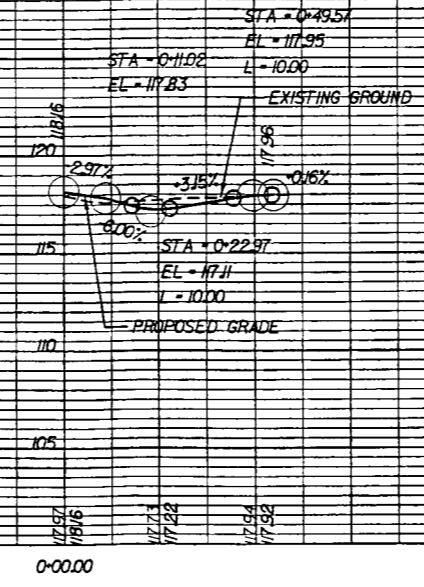
ENTR. 502+36.06 RT  
 ROSE LANE



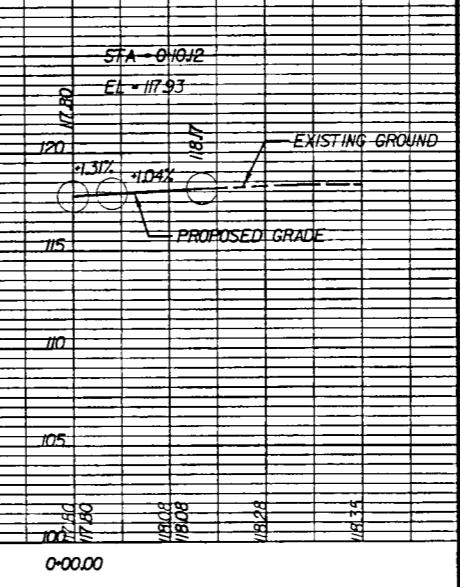
ENTR. 504+21.48 LT  
 ROSE LANE



ENTR. 505+22.06 RT  
 ROSE LANE



ENTR. 506+25.87 LT  
 ROSE LANE



LEGEND  
 X.XX - EXISTING ELEVATION  
 X.XX - PROPOSED ELEVATION