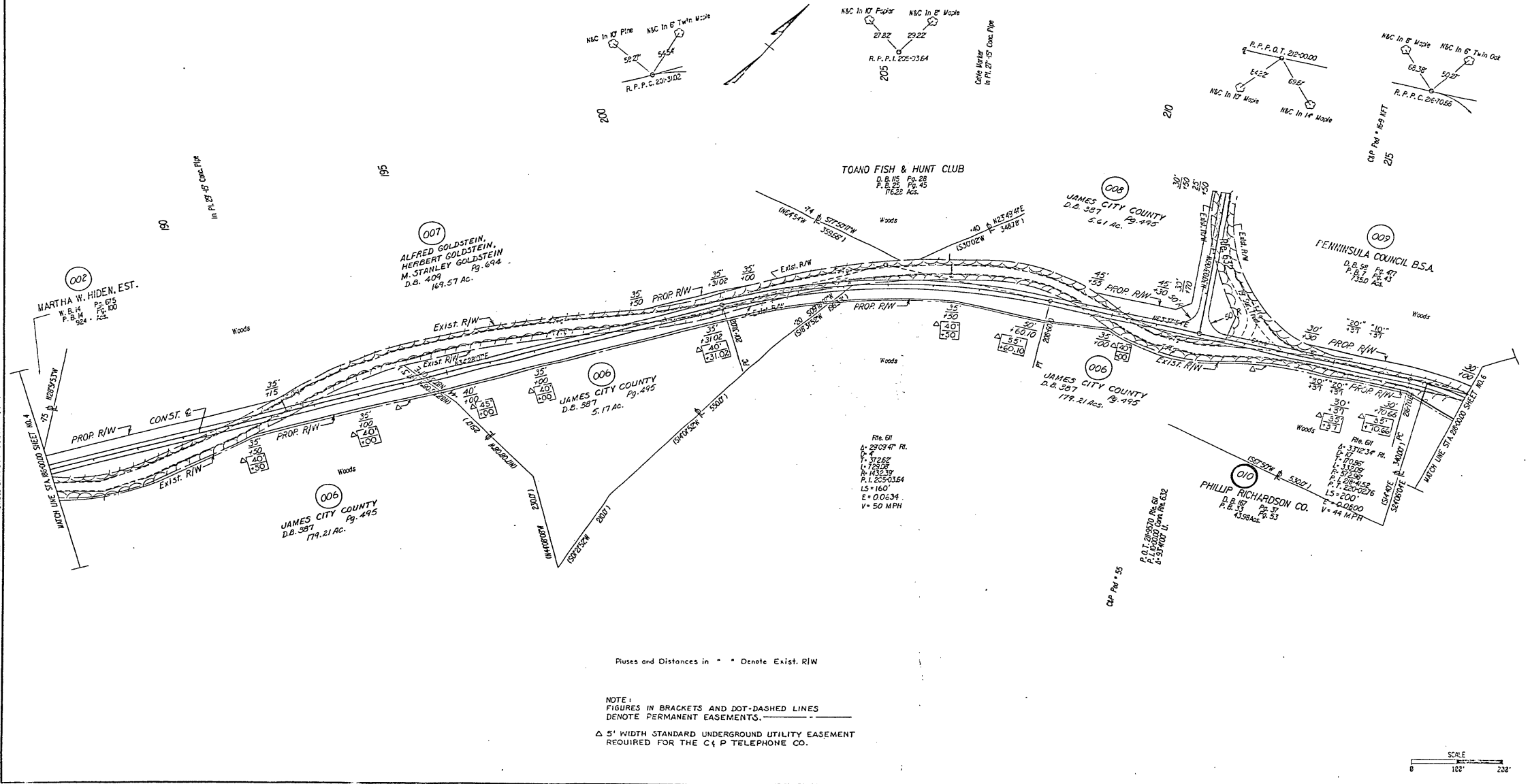


Veeco Poles Property of Virginia Power  
 4059 Ironbound Road Williamsburg, Va. 23185  
 Telephone Poles and Cable Property of C & P Telephone  
 Engineering Suite 13 1323 Jamestown Road  
 Williamsburg, Va. 23185

DESIGN FEATURES RELATING TO CONSTRUCTION OR TO REGULATION AND CONTROL OF TRAFFIC MAY BE SUBJECT TO CHANGE AS DEEMED NECESSARY BY THE DEPARTMENT

REVISED	FED. AID REGION	STATE PROJECT	ROUTE	S. E. PROJECT	SHEET NO.
	3	VA.	611	0611 - 047 - 137, M - 501	5



SUPERVISED BY: C. G. GIBLIN  
 DESIGNED BY: L. G. RICHARDSON  
 CHECKED BY: J. M. H. HARRIS  
 REVISED BY:

PLAN	DATE	BY	REVISION
1	11/15/89	L.G.R.	ISSUED FOR PERMITS
2	12/15/89	L.G.R.	REVISED PER COMMENTS

Pluses and Distances in " " Denote Exist. R/W

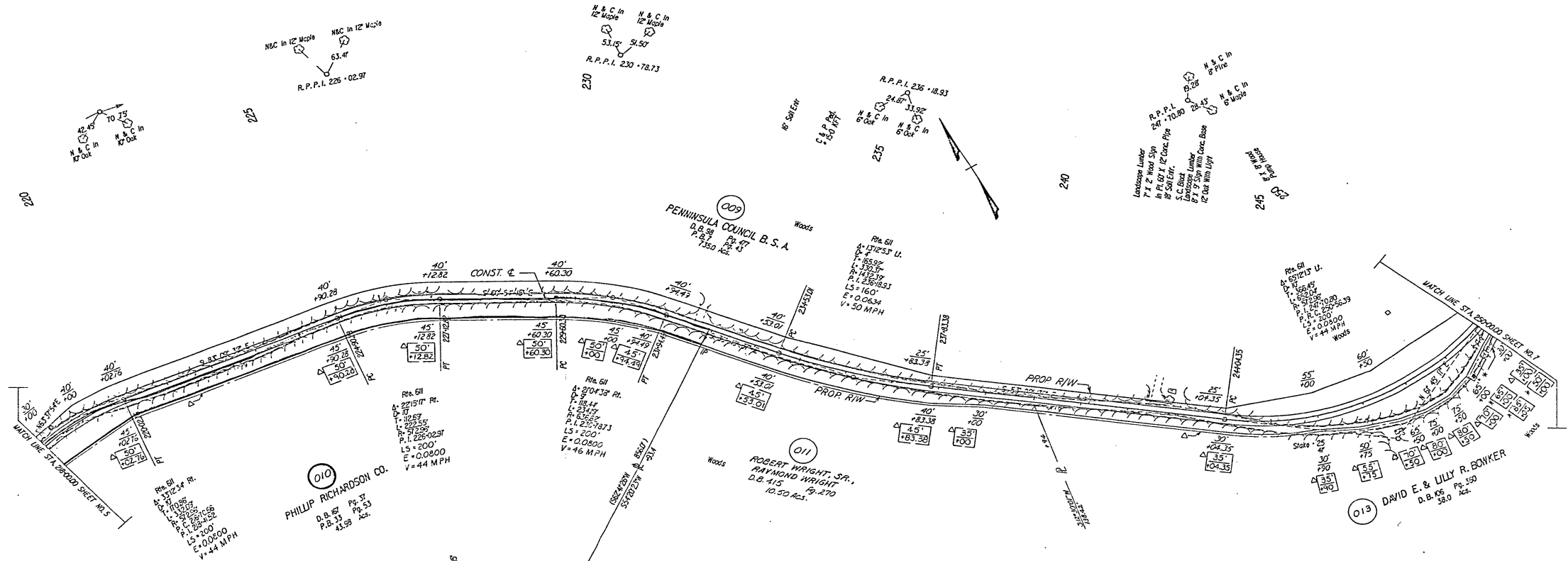
NOTE:  
 FIGURES IN BRACKETS AND DOT-DASHED LINES  
 DENOTE PERMANENT EASEMENTS.

Δ 5' WIDTH STANDARD UNDERGROUND UTILITY EASEMENT  
 REQUIRED FOR THE C & P TELEPHONE CO.

Veeco Poles Property of Virginia Power  
4059 Ironbound Road Williamsburg, Va. 23185  
Telephone Poles and Cable Property of C & P Telephone  
Engineering Suite 101 1323 Jamestown Road  
Williamsburg, Va. 23185

DESIGN FEATURES RELATING TO CONSTRUCTION  
OR TO REGULATION AND CONTROL OF TRAFFIC  
MAY BE SUBJECT TO CHANGE AS DEEMED  
NECESSARY BY THE DEPARTMENT

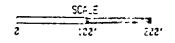
REVISED	FHA REGION	STATE	FEDERAL AID PROJECT	ROUTE	STATE PROJECT	SHEET NO.
	3	VA.		611	0611 - 047 - 137, M - 501	6



DESIGNED BY: C. K. GRIFFIN  
CHECKED BY: L. G. BRIDICK  
DATE: 12/15/89  
REVISED BY:

NO.	DATE	BY	REVISION
1			
2			
3			

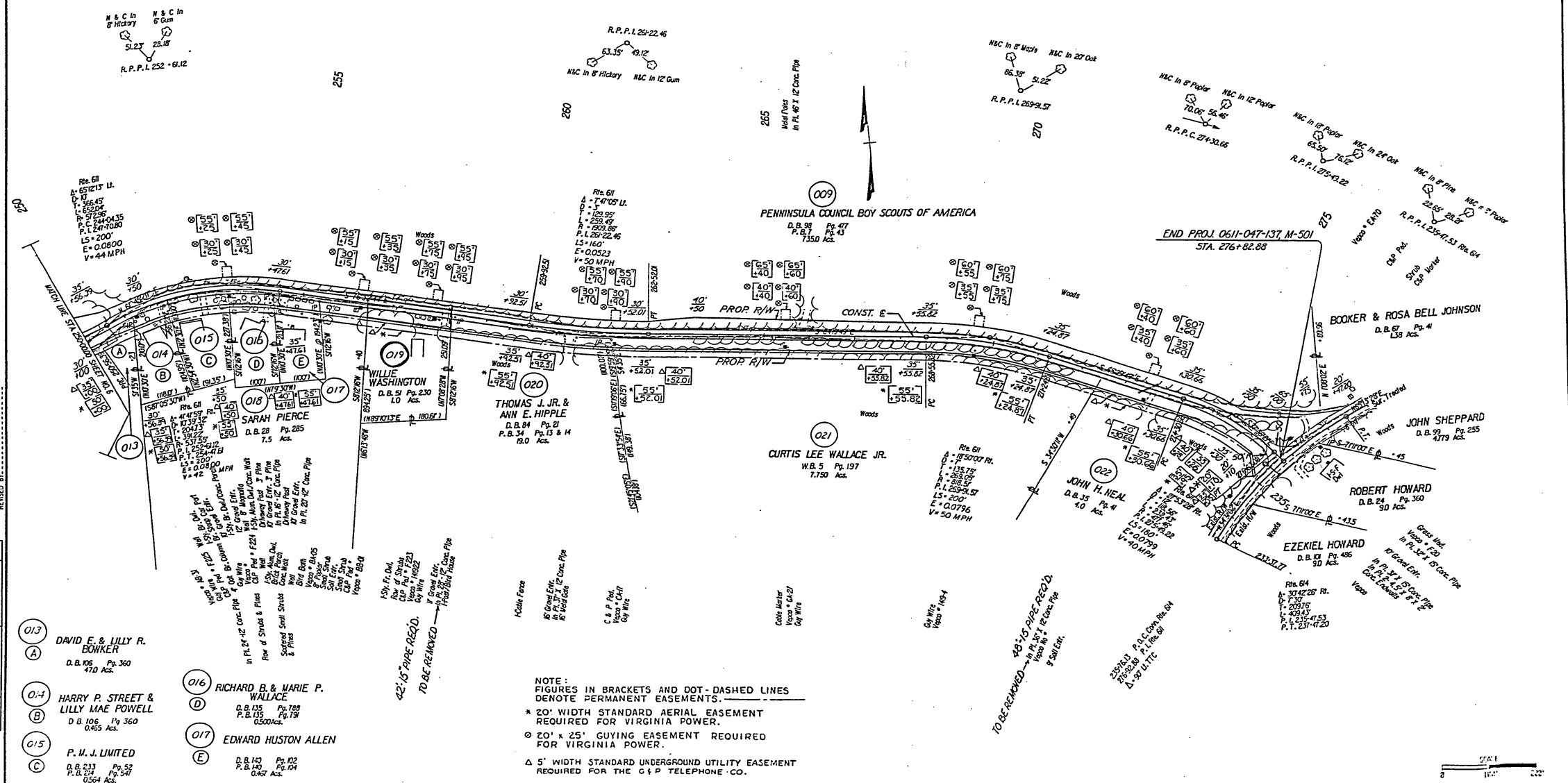
NOTE:  
FIGURES IN BRACKETS AND DOT-DASHED LINES  
DENOTE PERMANENT EASEMENTS.  
\* 20' WIDTH STANDARD AERIAL EASEMENT  
REQUIRED FOR VIRGINIA POWER.  
Δ 5' WIDTH STANDARD UNDERGROUND UTILITY EASEMENT  
REQUIRED FOR THE C & P TELEPHONE CO.



Yocco Poles Property of Virginia Power  
 4259 Ironbound Road Williamsburg, Va. 23185  
 Telephone Poles and Cable Property of C & P Telephone  
 Engineering Suite 101 1323 Jamestown Road  
 Williamsburg, Va. 23185

DESIGN FEATURES RELATING TO CONSTRUCTION OR TO REGULATION AND CONTROL OF TRAFFIC MAY BE SUBJECT TO CHANGE AS SEEMED NECESSARY BY THE DEPARTMENT

REVISED	FEDERAL AID PROJECT	STATE	ROUTE	STATE PROJECT	SHEET NO.
	3	VA.	611	0611-047-137-1-501	7



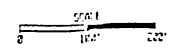
SUPERVISED BY: E. WALKER  
 DESIGNED BY: L.G. BRIDGEC  
 CAD OPERATOR: J.M. 2: 50056  
 REVISED BY:

PLAN	DATE	BY	REVISION
013			
014			
015			

- 013 DAVID E. & LILLY R. BONKER  
 D.B. 106 Pg. 360  
 41.0 Ac.
- 014 HARRY P. STREET & LILLY MAE POWELL  
 D.B. 106 Pg. 360  
 0.655 Ac.
- 015 P. M. J. LIMITED  
 D.B. 233 Pg. 52  
 P.B. 54 Pg. 54  
 0.564 Ac.

- 016 RICHARD B. & MARIE P. WALLACE  
 D.B. 135 Pg. 788  
 P.B. 135 Pg. 791  
 0.500 Ac.
- 017 EDWARD HUSTON ALLEN  
 D.B. 152 Pg. 102  
 P.B. 152 Pg. 104  
 0.457 Ac.

NOTE:  
 FIGURES IN BRACKETS AND DOT-DASHED LINES DENOTE PERMANENT EASEMENTS.  
 \* 20' WIDTH STANDARD AERIAL EASEMENT REQUIRED FOR VIRGINIA POWER.  
 @ 20' x 25' GUYING EASEMENT REQUIRED FOR VIRGINIA POWER.  
 Δ 5' WIDTH STANDARD UNDERGROUND UTILITY EASEMENT REQUIRED FOR THE C & P TELEPHONE CO.

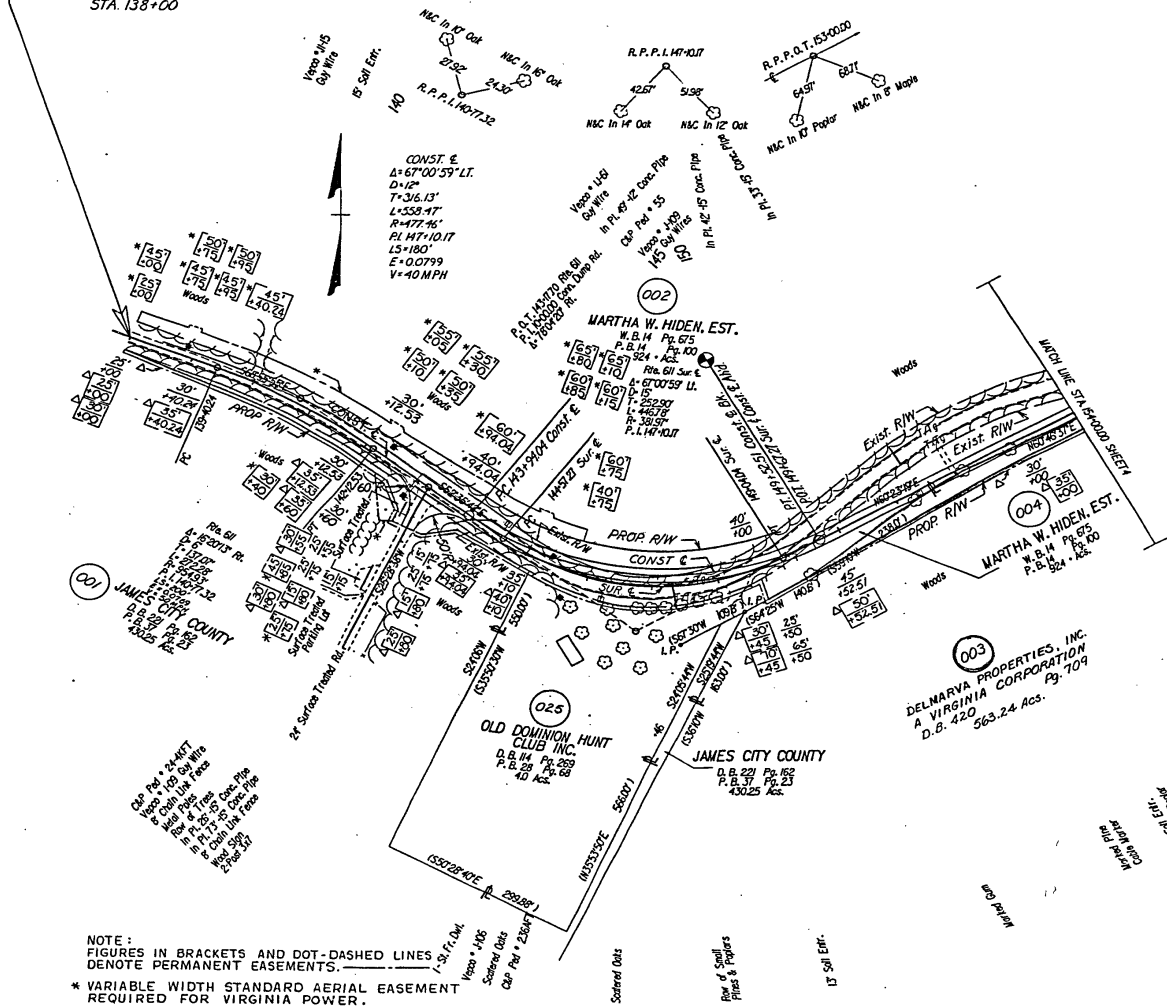


Verco Poles Property of Virginia Power  
 4059 Ironbound Road Williamsburg, Va. 23185  
 Telephone Poles and Cable Property of C & P Telephone  
 Engineering Suite 101 1323 Jamestown Road  
 Williamsburg, Va. 23185

DESIGN FEATURES RELATING TO CONSTRUCTION  
 OR TO REGULATION AND CONTROL OF TRAFFIC  
 MAY BE SUBJECT TO CHANGE AS DEEMED  
 NECESSARY BY THE DEPARTMENT

REVISED	FHWA REGION	STATE	FEDERAL AID PROJECT	ROUTE	SHEET NO.	SHEET NO.
	3	VA.		611	0611-047-137, M-501	3

BEG PROJ. 0611-047-137, M-501  
 STA. 138+00



NOTE:  
 FIGURES IN BRACKETS AND DOT-DASHED LINES  
 DENOTE PERMANENT EASEMENTS.  
 \* VARIABLE WIDTH STANDARD AERIAL EASEMENT  
 REQUIRED FOR VIRGINIA POWER.  
 Δ 5' WIDTH STANDARD UNDERGROUND UTILITY EASEMENT  
 REQUIRED FOR THE C & P TELEPHONE CO.

SUPERVISED BY... L. R. SAUNDERS  
 DESIGNED BY... L. G. RUDOLPH  
 CAD OPERATOR... J. C. SMOOK  
 REVISION BY...

NO.	DATE	DESCRIPTION
1	11/15/89	AS SHOWN
2	11/15/89	AS SHOWN
3	11/15/89	AS SHOWN
4	11/15/89	AS SHOWN
5	11/15/89	AS SHOWN
6	11/15/89	AS SHOWN
7	11/15/89	AS SHOWN
8	11/15/89	AS SHOWN
9	11/15/89	AS SHOWN
10	11/15/89	AS SHOWN

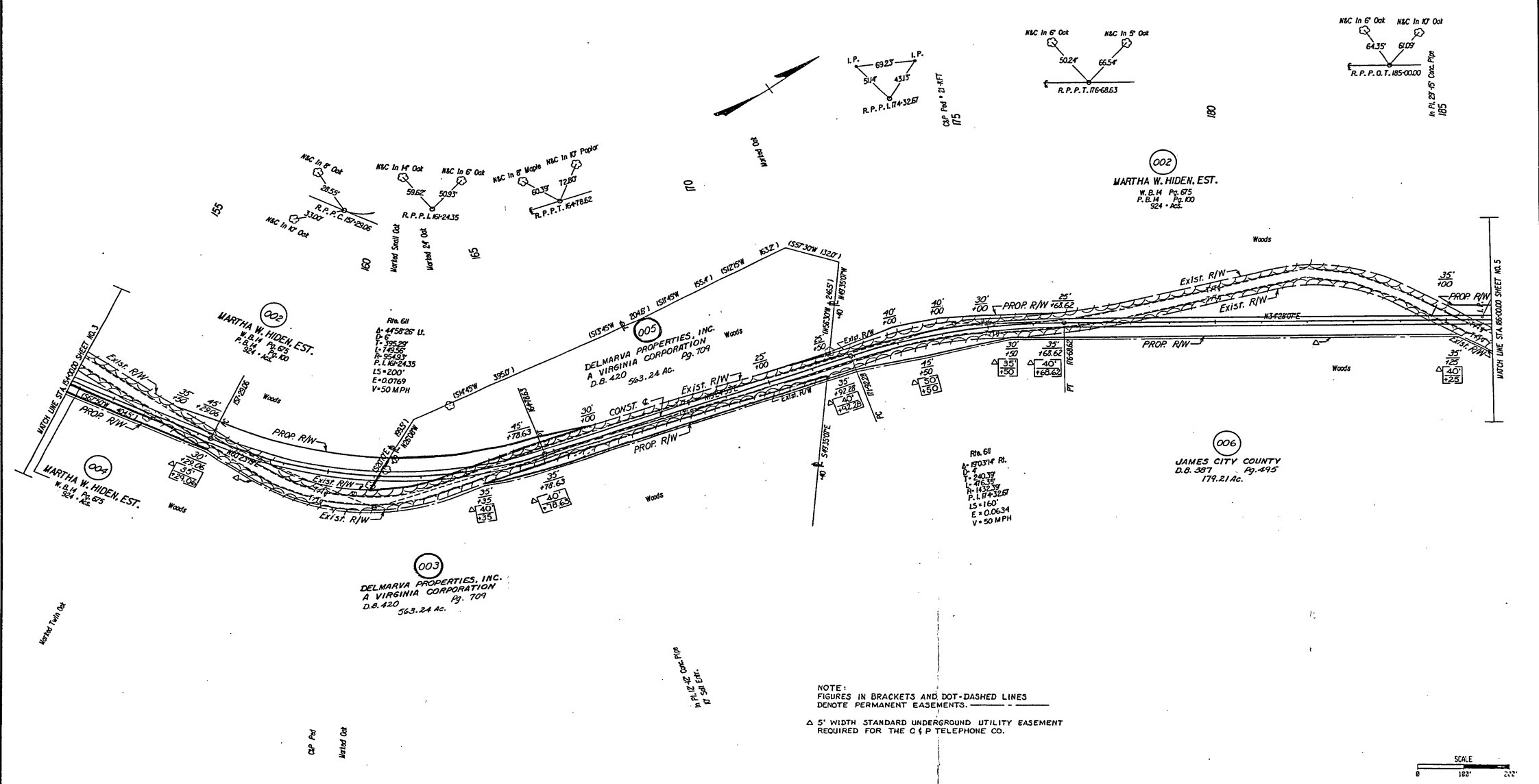


PLAN NO.	PROJECT	FILE NO.	SHEET NO.
A	0611-047-137 M-501		3

Veeco Poles Property of Virginia Power  
 4059 Ironbound Road Williamsburg, Va. 23185  
 Telephone Poles and Cable Property of C & P Telephone  
 Engineering Suite 101 1323 Jamestown Road  
 Williamsburg, Va. 23185

DESIGN FEATURES RELATING TO CONSTRUCTION  
 OR TO REGULATION AND CONTROL OF TRAFFIC  
 MAY BE SUBJECT TO CHANGE AS DEEMED  
 NECESSARY BY THE DEPARTMENT

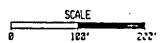
REVISED	FHWA REGION	STATE	FEDERAL AID PROJECT	ROUTE	STATE PROJECT	SHEET NO.
	3	VA.		611	0611 - 047 - 137, M - 501	4



SUPERVISED BY: E. W. BOYD  
 DESIGNED BY: L. G. JORDAN  
 CADD OPERATOR: J. A. J. S. S. S. S.  
 REVISIONS BY:

PLAN	DATE	BY	CHKD
1	11/18/89	L.G.J.	E.W.B.
2	11/18/89	L.G.J.	E.W.B.
3	11/18/89	L.G.J.	E.W.B.
4	11/18/89	L.G.J.	E.W.B.
5	11/18/89	L.G.J.	E.W.B.
6	11/18/89	L.G.J.	E.W.B.
7	11/18/89	L.G.J.	E.W.B.
8	11/18/89	L.G.J.	E.W.B.
9	11/18/89	L.G.J.	E.W.B.
10	11/18/89	L.G.J.	E.W.B.

NOTE:  
 FIGURES IN BRACKETS AND DOT-DASHED LINES  
 DENOTE PERMANENT EASEMENTS.  
 Δ 5' WIDTH STANDARD UNDERGROUND UTILITY EASEMENT  
 REQUIRED FOR THE C & P TELEPHONE CO.



PLAN NO.	PROJECT	FILE NO.	SHEET NO.
A	0611 - 047 - 137 M-501		4