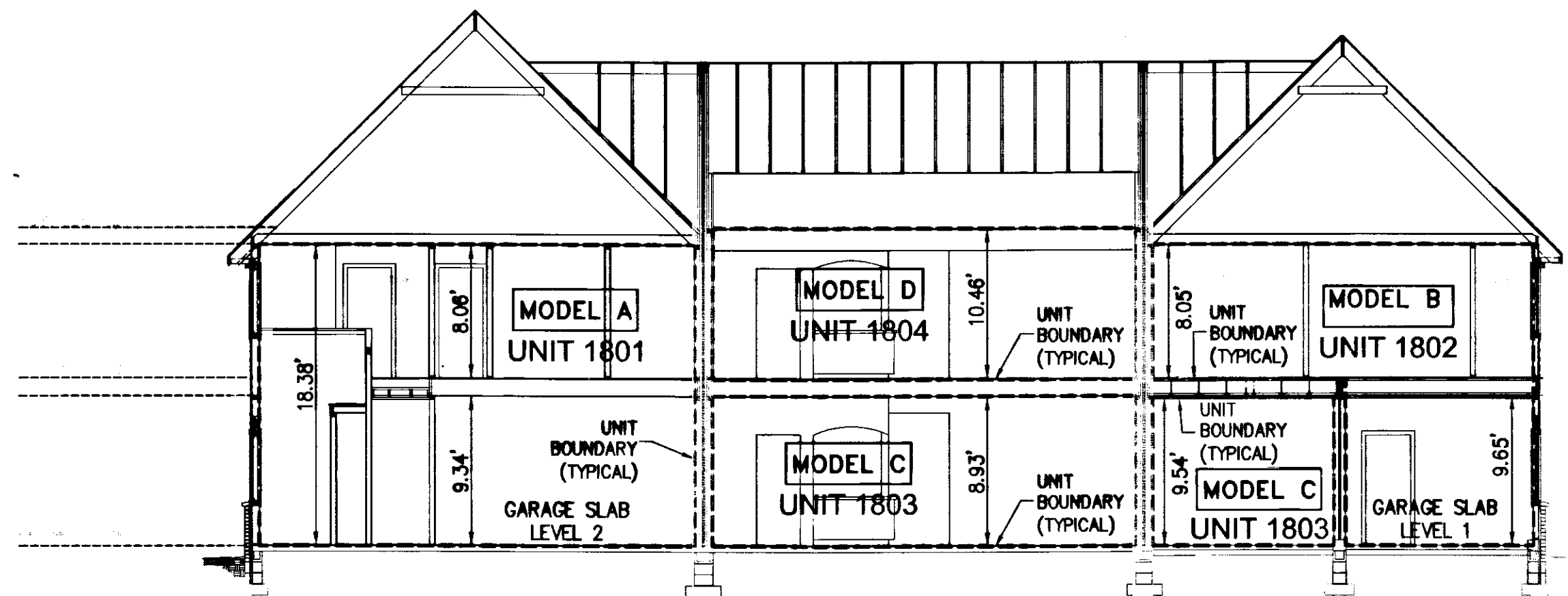
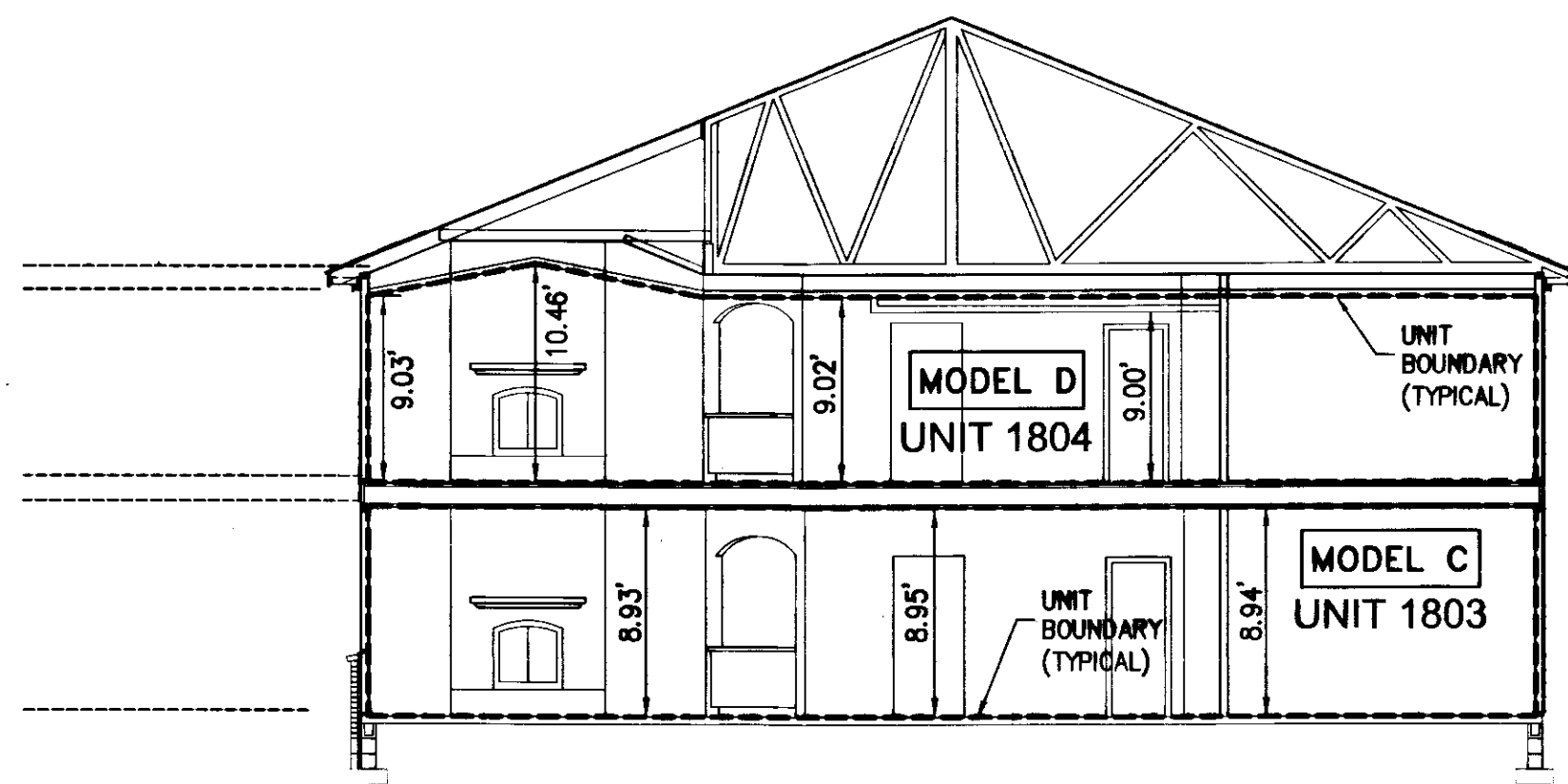


- CE COMMON ELEMENT
- LCE LIMITED COMMON ELEMENT
- UNIT BOUNDARY



SECTION - MODELS A, B, C & D
1/8" = 1'-0"



RIGHT SIDE SECTION - MODELS C & D
1/8" = 1'-0"


NOTES:

1. COMMON ELEMENTS, LIMITED COMMON ELEMENTS AND UNITS ARE SUBSTANTIALLY COMPLETE.
2. ALL BUILDING DIMENSIONS AND DETAILS SHOWN ARE PER ARCHITECTURAL PLANS PROVIDED TO AES CONSULTING ENGINEERS BY THE DEVELOPER.
3. THE LOWER (HORIZONTAL) BOUNDARY OF EACH UNIT AS SHOWN IN THE PLAN AS LOCATED ON PHASE I IS THE HORIZONTAL PLANE OF THE UPPER SURFACE OF THE CONCRETE FLOOR SLAB OF THOSE UNITS HAVING A FIRST FLOOR COMPONENT, AND IS THE HORIZONTAL PLANE OF THE UPPER SURFACE OF THE UNFINISHED FLOOR (TOP SURFACE OF THE PLYWOOD) FOR THOSE UNITS HAVING COMPONENTS ABOVE THE FIRST FLOOR.
4. FOR TWO-STORY UNITS, THE UPPER (HORIZONTAL) BOUNDARY IS THE PLANE OF THE LOWER SURFACE OF THE DRYWALL THAT IS THE CEILING OF THE SECOND FLOOR, OR ATTIC, OR STORAGE AREA ABOVE THE SECOND FLOOR. NONE OF THE ROOF WILL BE A PART OF THE UNIT. FOR ONE-STORY UNITS, THE UPPER BOUNDARY IS THE PLANE OF THE LOWER SURFACE OF THE DRYWALL THAT IS THE CEILING OF THE UNIT.
5. THE VERTICAL (SIDE) BOUNDARIES OF THE UNIT SHALL BE THE VERTICAL PLANE OF THE UNFINISHED INNER SURFACE OF THE DRYWALL ON THE INSIDE OF THE PERIMETER WALLS OF THE UNIT, EXTENDED TO INTERSECTIONS WITH EACH OTHER AND WITH THE UPPER AND LOWER BOUNDARIES. WHENEVER THERE IS AN OVERHANG CREATED BY A SECOND FLOOR EXTENDING OUT BEYOND THE VERTICAL PLANE OF THE EXTERIOR OF THE FIRST FLOOR, THE VERTICAL (SIDE) BOUNDARY OF THE FIRST FLOOR AND THE VERTICAL BOUNDARY OF THE SECOND FLOOR SHALL BE JOINED BY THE UPPER PLANE (INTERIOR) OF THE SOFFIT.
6. LOWER, UPPER AND SIDE BOUNDARIES ARE MORE FULLY DESCRIBED IN THE DECLARATION OF CONDOMINIUM.
7. THE INTERIOR WALLS AND ELEMENTS AS SHOWN HEREON WERE TAKEN DIRECTLY FROM ARCHITECTURAL DRAWINGS PROVIDED BY THE DEVELOPER AND ARE INTENDED FOR REFERENCE PURPOSES ONLY. INTERIOR WALLS AND ELEMENTS HAVE NOT BEEN FIELD VERIFIED. THE SURVEYOR MAKES NO GUARANTEES THAT UNIT INTERIORS ARE CONSTRUCTED AS SHOWN.

9. Large/Small Plat(s) Recorded herewith as # 110021800

Rev.	Date	Revised By

City of Williamsburg & County of James City
Circuit Court: This PLAT was recorded on
21 October 2011
at *2:43* AM/PM, PG
DOCUMENT # *110021800*
BETSY B. WOOLRIDGE, CLERK
Betsy B. Woolridge Clerk



AES
CONSULTING ENGINEERS
Hampton Roads | Central Virginia | Middle Peninsula
5248 Olde Towne Road, Suite 1
Williamsburg, Virginia 23188
Phone: (757) 253-0040
Fax: (757) 220-8994
www.aesva.com

"EXHIBIT 1"
PLAN OF CONDOMINIUM
WILLIAMSBURG VILLAGE AT NORGE CONDOMINIUM
PHASE 18-A
UNITS #1801, 1802, 1803, AND 1804
STONEHOUSE DISTRICT COUNTY OF JAMES CITY VIRGINIA

Project Contacts:	AES
Project Number:	9286-02-B
Scale:	Date:
NOTED	10-7-2011
Sheet Number	
5 OF 9	