

CE COMMON ELEMENT
LCE LIMITED COMMON ELEMENT

NOTE:
 BOLD DIMENSIONS ARE BASED UPON ACTUAL FIELD MEASUREMENTS TAKEN AT OUTSIDE FACE OF BRICK. OTHER BUILDING DIMENSIONS AND DETAILS SHOWN ARE PER PLANS BY NCG ARCHITECTS INCORPORATED.

NOTE:
 SQUARE FOOTAGE CALCULATIONS ARE BASED UPON INTERIOR WALL LINES (AS DESCRIBED IN THE DECLARATION OF CONDOMINIUM OF RIVER BLUFFS) AND EXTENSIONS OF INTERIOR WALL LINES AND DO NOT REFLECT AREAS OF COLUMNS PROTRUDING INTO LIVING SPACE.

NOTES: *


1. THE LOWER (HORIZONTAL) BOUNDARY OF EACH UNIT IN BUILDING #6 SHOWN ON THE PLAN AS LOCATED ON PHASE II IS THE HORIZONTAL PLANE OF THE UPPER SURFACE OF THE CONCRETE FLOOR SLAB OF THE UNIT.
2. THE UPPER (HORIZONTAL) BOUNDARIES OF EACH OF THE UNITS IN BUILDING #6 SHOWN ON THE PLAN AS LOCATED ON PHASE II ARE THE HORIZONTAL PLANE(S) OF THE UPPER (COVERED) SURFACES OF THE GYPSUM WALL BOARD (OR OTHER MATERIAL) CONSTITUTING THE EXPOSED CEILING OF THE UNIT.

* SEE ARTICLE II OF THE DECLARATION OF CONDOMINIUM OF RIVER BLUFFS, A CONDOMINIUM FOR A MORE DETAILED DESCRIPTION.

CERTIFICATION FOR PLANS

I, HEREBY CERTIFY THAT THIS IS A CORRECT AND ACCURATE PLAN AND THAT THIS PLAN IS IN COMPLIANCE WITH THE VIRGINIA CODE ANNOTATED SUBSECTIONS 55-79.58B AND F.

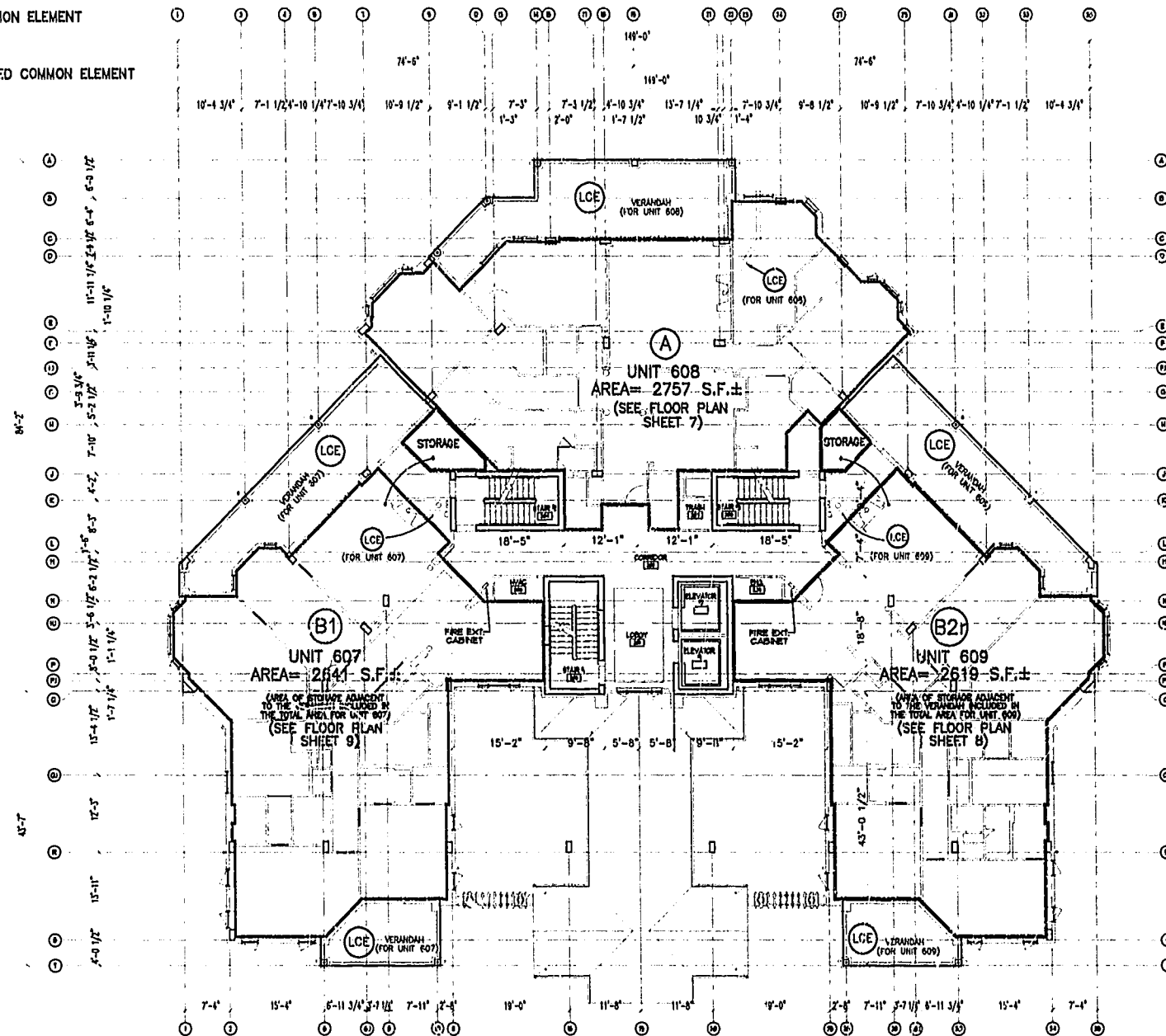
A. D. Sebert 9/10/01
 A. D. SEBERT, L.S. DATE



I CERTIFY THAT ALL UNITS OR PORTIONS THEREOF DEPICTED HEREON HAVE BEEN SUBSTANTIALLY COMPLETED. UNIT FIXTURES, CABINETS, FLOOR AND WALL FINISH, AND BATH ACCESSORIES HAVE NOT BEEN COMPLETED IN SOME CASES PENDING PURCHASER SELECTIONS.

James V. Hanna
 JAMES V. HANNA, AIA
 NCG ARCHITECTS INCORPORATED

11/16/01
 DATE




BUILDING 6 LEVEL 3 BUILDING PLAN
 NOT TO SCALE

EXHIBIT A-3

PLAN OF CONDOMINIUM OF RIVER BLUFFS, A CONDOMINIUM PHASE II

OWNER/DEVELOPER: **BUSCH PROPERTIES, INC.**
 ROBERTS DISTRICT JAMES CITY COUNTY VIRGINIA



5248 Olde Towne Road, Suite 1
 Williamsburg, Virginia 23188
 (757) 253-0040
 Fax (757) 220-8994

No.	DATE	REVISION / COMMENT / NOTE	BY

Designed	Drawn
ADS	JFS
Scale	Date
NOTED	9/10/01
Project No.	
7753-8	
Drawing No.	
5 OF 12	